

Location

Online map: <http://uw.edu/maps/?chc>

Address for GPS devices:

Boat Street and 15th Ave. NE

*This will take you to the S1 parking gate.

Street Address:

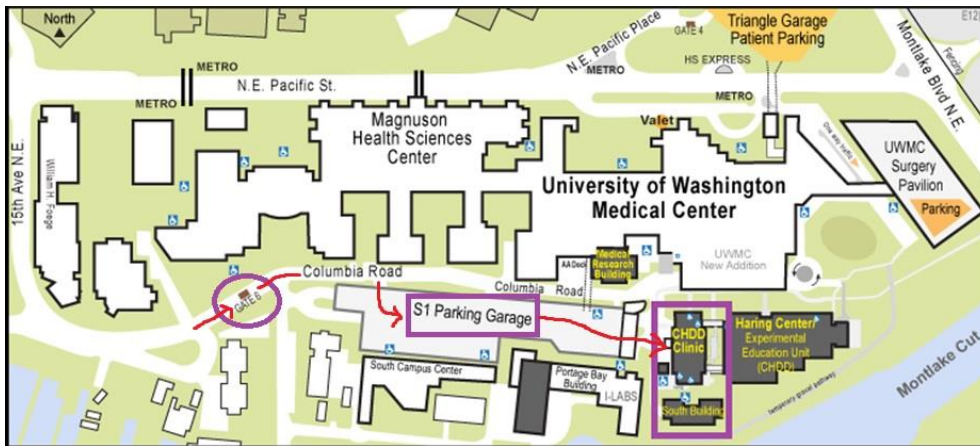
Center on Human Development and Disability

1701 NE Columbia Road

University of Washington

Seattle, WA 98195

DRIVING DIRECTIONS



Driving

From the **North /South/West** via **I-5**

- Take the NE 45th Street Exit (#169) from I-5.
- Head east on NE 45th Street (take a right onto NE 45th Street if you were traveling North on I-5 or take a left if you were traveling South).
- Continue 0.4 miles to 15th Avenue NE and turn right.
- Continue on 15th Avenue approximately 7 blocks crossing the NE Pacific Street intersection.
- At the bottom of 15th Avenue, turn left onto Columbia Road.

From the **East** via **State Route 520**

- Take the Montlake Boulevard Exit from State Route 520.
- Turn right and continue north on Montlake Blvd., crossing the drawbridge.
- Make a slight left onto NE Pacific Street at the first traffic light after the drawbridge.
- Continue on NE Pacific Street to 15th Avenue NE and turn left.
- At the bottom of 15th Avenue, turn left onto Columbia Road.

-OR-

- THEN -



The campus gatehouse (Gate #6) will be straight ahead.





Parking

- Stop at the gatehouse and let the attendant know you have an appointment at the CHDD. A payment of \$15 (payable by cash or credit card) is required upon entry and **will be refunded when you exit**. Please leave the permit on your dashboard.
- Take a quick right (onto NE San Juan Road) and a quick left at the stop sign.
- Enter the bottom level of the S1 parking garage and park in any of the designated stalls.
- You can also ask for a disability parking pass at the gatehouse, which will allow you to park in the disability parking spaces.
- At the end of your visit, stop at the gatehouse on your way out for a full reimbursement of your parking pass.

Entering the CHDD

The CHDD is a 4-story brick building at the far end of the S1 parking lot. Once you park your car, head to east end of the parking garage (at the opposite end that you entered from).





Research in Early Autism Detection and Intervention

The main entrance of the CHDD building leads you up a ramp and directly into the reception area.



Upon Arrival

Check in with the receptionist in the 2nd floor reception area. Let them know your name and that you have an appointment with the READi Lab. Someone will meet you in the waiting room.

Contact Information

Courtney Froehlig

206-543-2823

froehlig@uw.edu